

Peach Tree Borer Moth

Trap & Lure

Damage is caused by moth larvae tunnel into roots and trunk of trees. Infestations usually occur 1-2 feet above ground to 2-3 inches below ground. Ten different moth pests are attracted by the lure in the trap: Peach Tree, Western & Eastern, Lilac, Rhododendron, Sycamore, Douglas-Fir, Banded Ash, Oak, Large Red-Belted, Sequoia. Trap uses powerful attractant to lure moths to sticky surface where they can not escape. Lure lasts for 8 weeks.

La trampa para barrenadores de árboles captura 10 especies diferentes de polillas. Utiliza un poderoso señuelo que atrae las polillas a una superficie pegajosa donde quedan atrapadas. El señuelo dura 8 semanas.

Contents: 2 Traps & 2 Lures
Before using, read directions.
KEEP OUT OF REACH OF CHILDREN

Contenido: 2 Trampas & 2 Señuelos
Manténgase fuera del alcance de los niños.

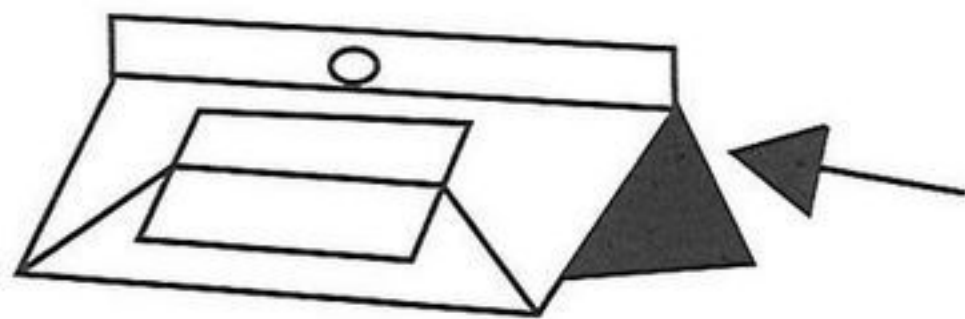
EPA Est No.: 73813-CR-1

Manufactured by: ChemTica International www.chemtica.com
For: AgBio Inc. www.agbio-inc.com

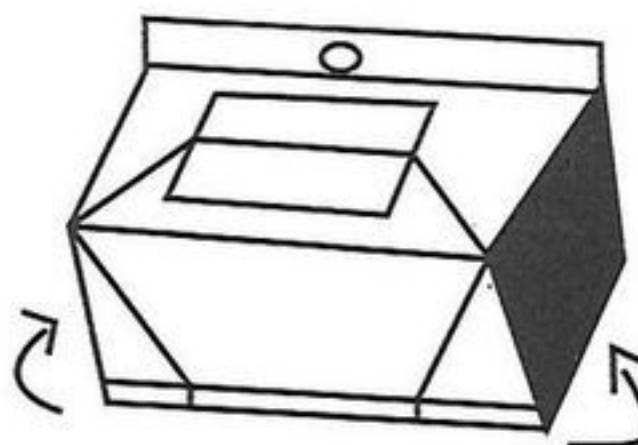
DIAMOND TRAP ASSEMBLY INSTRUCTIONS

Assembly

1. Grasp top and bottom of the trap and pull apart. Fold perforated end inward to hold trap in a three dimensional shape as shown (see illustration)

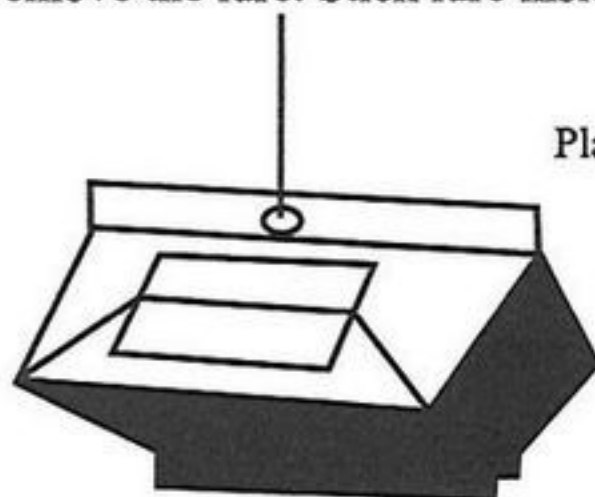


Grasp here and pull down to pull trap into place



Fold ends inward

2. Open the protective packet, remove the lure. Stick lure inside trap.



Place lure in crease at bottom of sticky surface

3. Hang the trap by placing a twist-tie hanger through the hole in the top of the trap and hang in an appropriate location. Inspect the traps regularly and remove insects and debris. Replace diamond trap as necessary when sticky surface becomes covered with debris, dust or insect scales.

Trap Placement

Traps should be used in early spring, at least 2 weeks before buds break. Place 2 traps high in tree, 2 feet in from either edge of foliage. Use one trap for small or dwarf trees. Maintain a foliage-free space of 12-18" around the trap. NEVER hang trap below foliage canopy or closer than 4 feet to the ground. If trap surface becomes extremely dirty or covered with insects, replace as soon as possible.

Replacing Trap

The lure last 8 weeks. The trap and lure should be replaced every 8 weeks to insure full season coverage.

Note

- To prolong the storage life of lure, refrigerate or freeze unused lures in their protective packet.
- Sticky material from traps can be removed with cooking oil.
- Although the surface of this trap contains no dangerous chemicals, it is extremely sticky. Therefore, keep it out of reach of children and pets. If sticky material gets on your hands, remove with vegetable oil.

PRECAUTIONARY STATEMENTS

Hazards to Human and Domestic Animals

CAUTION: Avoid contact of sticky surface with skin, eyes and clothing. Wash hands thoroughly with soap and water after handling and before eating, drinking, chewing gum, or using tobacco. If irritation occurs, seek medical attention.

STORAGE AND DISPOSAL

STORAGE: Do not contaminate water, food, or feed by storage or disposal. Store in a cool dry place. Do not open until ready to use.

DISPOSAL: When sticky surface is full of insects or debris, wrap and dispose of it in regular trash collection.